

# **FOCUS!**

**Serious photographers sharing  
their knowledge and  
experiences**

*Photo by Bob Coles*

## **From the President**

It is hard to believe we are half way through the FGCC year. This month the membership will choose a member to be on the nominating committee for the next Board of Directors. The committee will consist of the past president as chair, an individual chosen by the present Board and then a member nominated by club members. Since the SunTrust exhibit has been moved to our annual meeting slot we will have the annual meeting in May.

The pizza party at the Krumbein's is always a highlight to the winter cold. Thank you Charles and Cindy! The turnout was over the top with a lot of delicious contributions to the dinner. Tim's videos were a welcome contrast to the photography we members create.

The February presentation on Lightroom should be informative whether you have the program or not (I don't but am curious).

Toward the end of this month we should have the first spring flowers, the ephemerals as they are called. Get ready for some color to replace the blacks, browns and sometimes white.

Cyane

## **The FGCC Officers and Staff**

**Cyane Lowden**

**President**

**Cindy Krumbein**

**VP and Programs**

**Stephen Retherford**

**Secretary**

**Gilpin Brown**

**Treasurer**

**Bob Coles**

**Chief Editor**

**Frank Feigert**

**Copy Editor**

**Ron Ratcliffe**

**Publishing**

### **Committees and Chairs:**

**Frank Feigert**

**Membership**

**Open**

**Field Trips**

**Bill Billings**

**Website Coordinator**

**Al Warfield**

**Roundtable Org.**

**Hal Tyler**

**Exhibits**

**Club Meetings are held second Tuesday 7:30 PM**

**River Road Presbyterian Church**


**8960 River Road.**

**Richmond**

**Board Meetings are held at:**

**1650 Willow Lawn Drive, Suite 201.**

# The annual pizza party at the Krumbein's residence.





## The public archival format for digital camera raw data

Raw file formats are extremely popular in digital photography workflows because they offer creative professionals greater creative control. However, cameras can use many different raw formats — the specifications for which are not publicly available — which means that not every raw file can be read by a variety of software applications. As a result, the use of these proprietary raw files as a long-term archival solution carries risk, and sharing these files across complex workflows is even more challenging.

The solution to this is Digital Negative (DNG), a publicly available archival format for the raw files generated by digital cameras. By addressing the lack of an open standard for the raw files created by individual camera models, DNG helps ensure that photographers will be able to access their files in the future.

Hundreds of software manufacturers such as Apple and Google have developed support for DNG. And respected camera manufacturers such as Leica, Casio, Ricoh, Samsung, and Pentax have introduced cameras that provide direct DNG support. [Learn more >](#)

In addition to the Digital Negative Specification, Adobe provides the free Adobe DNG Converter (Windows | Mac OS), which easily translates raw files from many of today's popular cameras. Software developers and manufacturers can download the complete DNG Specification (PDF, 486k). DNG is supported by the

This was a study by Bill Billings taken at the December meeting.

The gigantic 4x5 camera was recorded by Bill with his credit card sized Fuji 550.

following software versions: Photoshop CS to Photoshop CC, Photoshop Elements 3 to Photoshop Elements 12, and all versions of Lightroom.

For photographers:

- DNG format helps promote archival confidence, since digital imaging software solutions will be able to open raw files more easily in the future.
- A single raw processing solution enables a more efficient workflow when handling raw files from multiple camera models and manufacturers.
- A publicly documented and readily available specification can be easily adopted by camera manufacturers and updated to accommodate technology changes.

For hardware and software manufacturers:

- DNG removes a potential barrier to new camera adoption, since raw files from new models will be immediately supported by Photoshop and other applications.
- The DNG format allows R&D savings by reducing the need to develop new formats and by simplifying camera testing.
- The specification allows the addition of private metadata to DNG files, enabling differentiation.

*From Adobe: **Photoshop CC in depth***

# Suntrust show and James Center Exhibit



## January 2014 in Virginia

*By Debbie Roberts*

When I woke up Friday Jan. 31, 2014 and the sunrise was absolutely gorgeous, then I looked over at the thermometer and noticed the the low for Thursday was still on there....2 degrees...is this insane for Virginia or what!

Well Jimmy, Grayson and I went outside Saturday morning to take pictures of the pond in 53 degree weather and proceeded to walk on it and out into the swamp. This was a first for me ever...in my whole life I don't think I have ever walked on an icy pond before. In 13 years we have never seen ours freeze!

Close to sunset at Lake Anna, I got permission to enter a cove in "Cuckoos Nest," a private boat landing, for this shot. The colors were all over the place



## Membership News

Wildlife photographers take note and be inspired by these two great images from our membership.

First, slowly tracking a group of Dahl sheep in Idaho, Bill Billings was using a Fuji EXR to make a movie, when one of the sheep turned to look at Bill. Pressing the shutter button in the midst of his film (is that the right word anymore?), Bill captured this shot, slightly cropped for formatting purposes.

And, Vicky Eicher's "Curiosity" polar bear was selected as the Picture of the Week by Nature's Best Photography magazine. The photo is featured on their website and on their Facebook page.

<http://www.naturesbestphotography.com/>, click on "Picture of the Week" and

[www.naturesbestblog.com](http://www.naturesbestblog.com) , scroll down the page.

Bob Coles has a one-man show that was hung on the 1st and on display the entire month. The exhibit of forty images is in the Main Street Art Gallery, lower level at Westminster Canterbury Richmond.(WCR). Let Bob know if you want to check it out.



## The Dramatic Effect of Moving Water on Images

By Al Warfield



This month we had some very cold periods, and one very convenient place for me to get some interesting images is Falling Creek, which runs right behind my house. Depending on the exact conditions various ice formations can appear overnight there. So one day I went down to the creek with my DSLR and tripod. I noticed that in some cases, where I took several shots from the exact same camera position, the images looked very from each other. Three images are shown here.

Notice that the ice and tree branches all look the same, but the background - the moving water - looks different in each of them. I have not spent a lot of time perfecting these or converting to B&W yet. But the difference in what the water was doing either makes or breaks the image from an esthetic standpoint in my judgment. Which one do you like the best?


My point is that whenever you have moving water in the picture, you should take several shots from each camera position you arrive at, because you can't know in advance what the effect of moving water is going to have on the success of your image. This is just one example, but there were several groups of them I took that month where I saw the same effect.



## African Travels

By Sid Koerin

We visited a Masai village last August, when we were in Kenya. They performed the jumping dance for our group, as part of our visit. The dance is actually a competition for the young warriors. There was really no processing the image is of the moment.



DURING MY TRIP AROUND THE WORLD, I TOOK SOME  
PICTURES WITH THIS NEW DIGITAL CAMERA...  
HERE IS MY FINGER COVERING THE LENS IN SIDNEY...  
HERE IN NEW YORK... ROME... LISBON... HAMBURG...




*(Workshop)Basic Photography with David Everette*

**Dates: Sundays Feb. 2 - Mar. 9 Time: 1pm – 3pm Fee: \$220** New Camera or not quite figured out all the controls on your camera? Tired of using “P” mode and wanting to have creative control of making your pictures? We will learn how to use the controls to give you the tools to make more creative imagery and have real fun with your camera. This class will help you determine why some pictures are too dark, or too bright. Two field trips will be offered for those wanting to practice what we learn. Locations and times will be determined by the class. Required for the class, a camera with shutter and aperture controls. **. If you need help with this aspect of your camera, have other questions or to register contact David Everette at 874-9912 or [david.Everette@verizon.net](mailto:david.Everette@verizon.net)**

*(Workshop)Photoshop Elements with David Everette*

**Dates: Sundays March 30 – May 11 Time: 1pm – 3pm OR Mondays March 31 – May 12 Time: 10am – 12pm Fee: \$220**Students must have a laptop loaded with Elements 9,10 or 11. We will learn the tools and effective methods for using them, how to correct color, layers and the possibilities for creative control, sizing and resizing pictures, converting to Black & White, and maximizing your workflow with your pictures. **MUST HAVE BASIC COMPUTER KNOWLEDGE TO TAKE THIS CLASS. .For information or to register contact David at [david.Everette@verizon.net](mailto:david.Everette@verizon.net) or 804-358-9912.**



"I've got a photographic memory, but everything's out of focus."

FGCC 2014 Club Calendar				
Month	Day	Activity	What	Contact
<b>February</b>	6	Board Meeting	All are welcome 5:15PM	Cyane
	11	Club Meeting	<b>Ralph Sell, Ron Ratcliffe, &amp; Tim Slavin</b> present "Using LightRoom."	Cindy
	24	Deadline	For March Newsletter	Ron
<b>March</b>	6	Board Meeting	All are welcome 5:15PM	Cyane
	11	Club Meeting	<b>John Garofalo</b> will host a series of mini-showcases with members presenting for 7-10 minutes each.	Cindy
	24	Deadline	For April Newsletter	Ron
<b>April</b>	3	Board Meeting	All are welcome 5:15PM	Cyane
	8	Club Meeting	Former FGCC member <b>Ben Greenberg</b> , now of Charlottesville, will show us images from his new book	Cindy
	28	Deadline	For May Newsletter	Ron
<b>May</b>	8	Board Meeting	All are welcome 5:15PM	Cyane
	13	Club Meeting	<b>Brown Bag Finale!</b>	Cindy
	26	Deadline	For June Newsletter	Ron
<b>June</b>	5	Board Meeting	All are welcome 5:15PM	Cyane
	10	Club Meeting	In honor of our Opening at <b>SunTrust Gallery</b> , we'll have a gala there, to celebrate our photography and our new show.	Cindy
		<b>Suntrust Exhibit</b>	Coming in June; dates not available for the newsletter	
<b>July</b>		<b>No Meeting</b>		
<b>August</b>		<b>No Meeting</b>		
	25	Deadline	For September Newsletter	Ron
<b>September</b>	4	Board Meeting	All are welcome 5:15PM	Cyane
	9	Club Meeting	TBA	
	29	Deadline	For November Newsletter	Ron
<b>October</b>	9	Board Meeting	All are welcome 5:15PM	Cyane
	4	Show	Deliver work to James Center 9-10AM	Vicky
	5	Show	James Center (10/5 to 10/26)	Vicky/Peggy
	14	Meeting/Reception	James Center Reception 6PM to 7:30PM	Vicky/Peggy
	25	Show	Pick up James Center work after 2PM or on 26th before 10AM	Members
	27	Deadline	For November Newsletter	Ron
<b>November</b>	6	Board Meeting	All are welcome 5:15PM	Cyane
	11	Club Meeting	<b>The Annual Critique</b>	Cindy
	24	Deadline	For December Newsletter	Ron
<b>December</b>	4	Board Meeting	All are welcome 5:15PM	Cyane
	9	Club Meeting	TBA	Cindy
	29	Deadline	For January Newsletter	Ron

5:15PM Board Meetings are held at 1650 Willow Lawn Drive, Suite 201.

7:30PM Club Meetings are held at River Road Presbyterian Church, 8960 River Road.



**Miscellaneous  
and too good not  
to use.**



**"I HAVE TO STAY HOME TONIGHT AND HELP MY DAD WITH HIS NEW  
CAMERA PHONE. WE NEED TO DELETE 750 PICTURES OF HIS HAND."**

And last week while we were trying to repair the brass monkeys.

Frank was on the beach in Cuba.



And Al was trying to catch a photo of Falling Creek keeping the tripod from freezing to the ground.